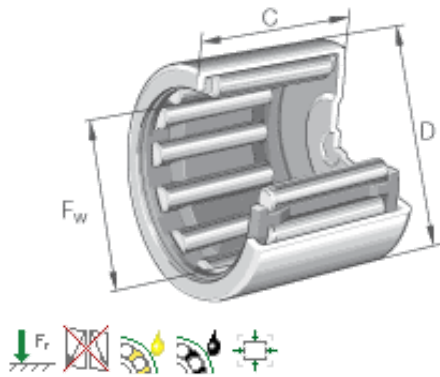




















Drawn cup needle roller bearings with closed end BK

to DIN 618-1/ISO 3245



	F_w	D	C			
	mm	mm	mm			
BK0306-TV	3	6,5	6			
BK0408	4	8	8			
BK0509	5	9	9			
BK0609	6	10	9			
BK0709	7	11	9			
BK0808	8	12	8			
BK0810	8	12	10			
BK0910	9	13	10			
BK0912	9	13	12			
BK1010	10	14	10			
BK1012	10	14	12			
BK1015	10	14	15			
BK1210	12	16	10			
BK1212	12	18	12			
BK1312	13	19	12			
BK1412	14	20	12			
BK1512	15	21	12			
BK1516	15	21	16			
BK1612	16	22	12			
BK1616	16	22	16			
	F_w	D	C			
	mm	mm	mm			
BK1622-ZW	16	22	22			
BK1812	18	24	12			
BK1816	18	24	16			
BK2016	20	26	16			
BK2020	20	26	20			
BK2212	22	28	12			
BK2216	22	28	16			
BK2516	25	32	16			
BK2520	25	32	20			
BK2526	25	32	26			
BK2538-ZW	25	32	38			
BK3012	30	37	12			
BK3016	30	37	16			

Drawn cup needle roller bearings with closed end - BK

BK3020	30	37	20			
BK3026	30	37	26			
BK3038-ZW	30	37	38			
BK3520	35	42	20			
BK4020	40	47	20			
BK4520	45	52	20			

F_w **D** **C**
mm mm mm